

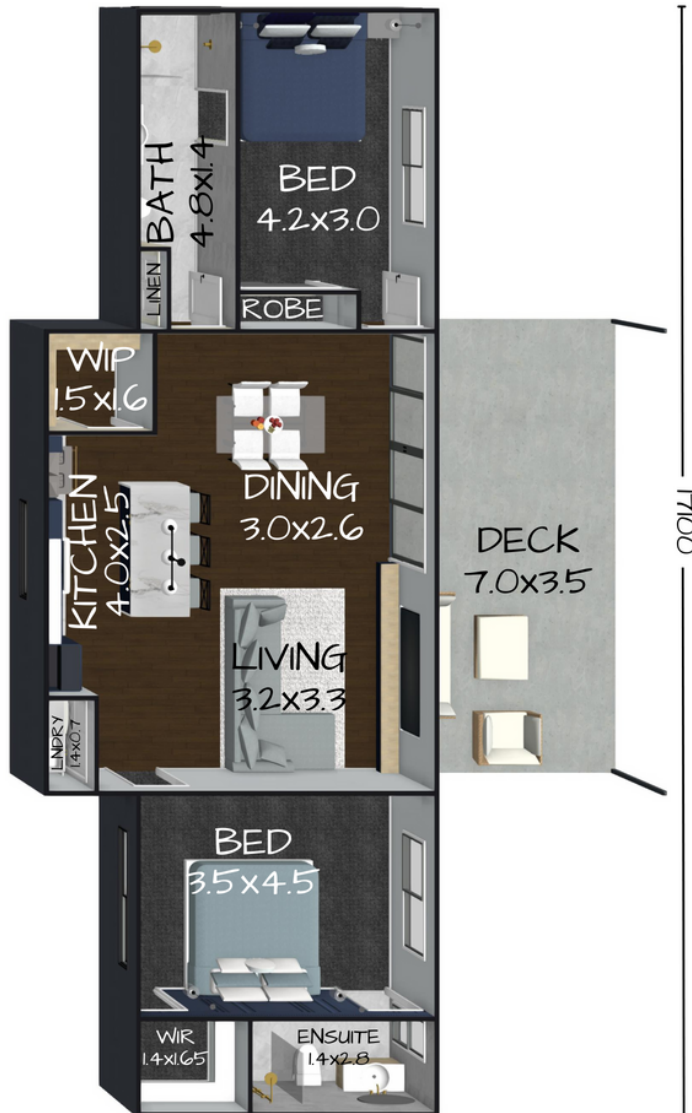
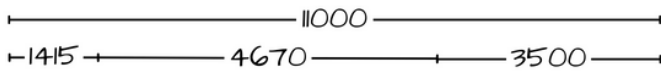
THE PANORAMA



90m²
LIVING AREA

24.5m²
DECK AREA

2 2 1



DIY KIT PRICE - \$85,545

- +Pre Assembled Steel Wall Frames & Roof Trusses
- +Roof & Ceiling Battens
- +450mm Eaves
- +2.55mH Ceilings
- +Sliding Windows & Doors
- +CGI Roof Sheets, Fascia & Gutters
- +Horizontal CGI Wall Sheets & Trims; or
- +HardiePlank 230mmW FC Weatherboard
- +Deck Roof, Posts & Beams
- +C1 Cyclone Rating
- +Engineering Design Certificate (Form 15)
- +Fastener Kit
- +Delivery - 150km radius of Bundaberg Central

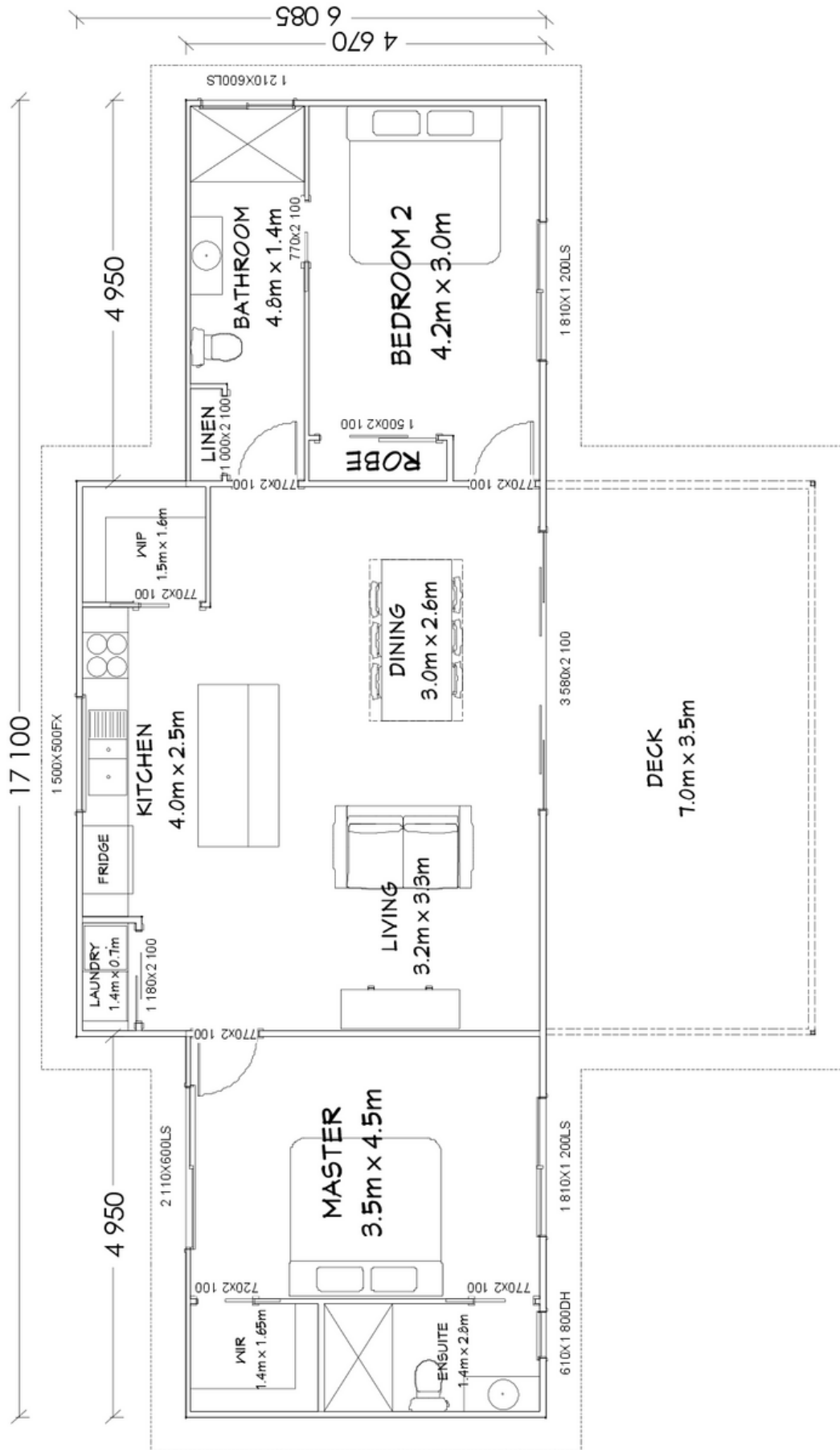
STEEL FLOOR SYSTEM - \$23,315

- +Steel C-Purlin Bearers (incl. Deck)
- +Steel C-Purlin Joists (incl. Deck)
- +Yellow Tongue Flooring Throughout
- +FC Tile Underlay for Bathrooms

INTERNAL LINING KIT - \$22,250

- +Plasterboard incl. all plaster products
- +Skirting & Architraves
- +90mm Cove Cornice
- +Internal Doors (excl. robes)
- +Thermal Break
- +External Wall Insulation
- +Roof Blanket

THE PANORAMA



Floorplan has been prepared for illustrative purposes and should be used as a guide only. Plans are not to scale and all images, renders, and inclusions shown are indicative only. Colours, furniture, cabinetry, tiles, paint, PC items, floor coverings, electrical, plumbing, vehicles, fencing, paving, landscaping, and pools are artists impressions only, and are not included. Refer to package inclusions for full details. Pricing and availability is subject to change without notice. © Copyright Frame Steel Pty Ltd 2013.